

Scaled data based on original data using
LM-79-08 Approved Method: Electrical and Photometric Measurements of Solid-
State Lighting Products

Test Report Prepared for
Cooper Lighting Solutions
(formerly Eaton)

Brand: INVUE

Report Number: P674002

Luminaire Tested: **CCP-SA-2D-750-U-SL4-HSS**

Issue Date: 04/16/2023



Test Information

Test Method: LM-79-08
Report Number: P674002
Test Lab: INNOVATION CENTER(G1)
Issue Date: 04/16/2023
Manufacturer: COOPER LIGHTING SOLUTIONS (FORMERLY EATON)
Product Line: INVUE
Catalog Number: CCP-SA-2D-750-U-SL4-HSS
Description: INVUE CLEAR CURVE POLE MOUNT Light Square Luminaire @800mA w/ SL4 distribution lens and House Side Shield
Light Source: (32) 5000K CCT, 70 CRI LEDs
Ballast/Driver: ELECTRONIC DRIVER

Summary

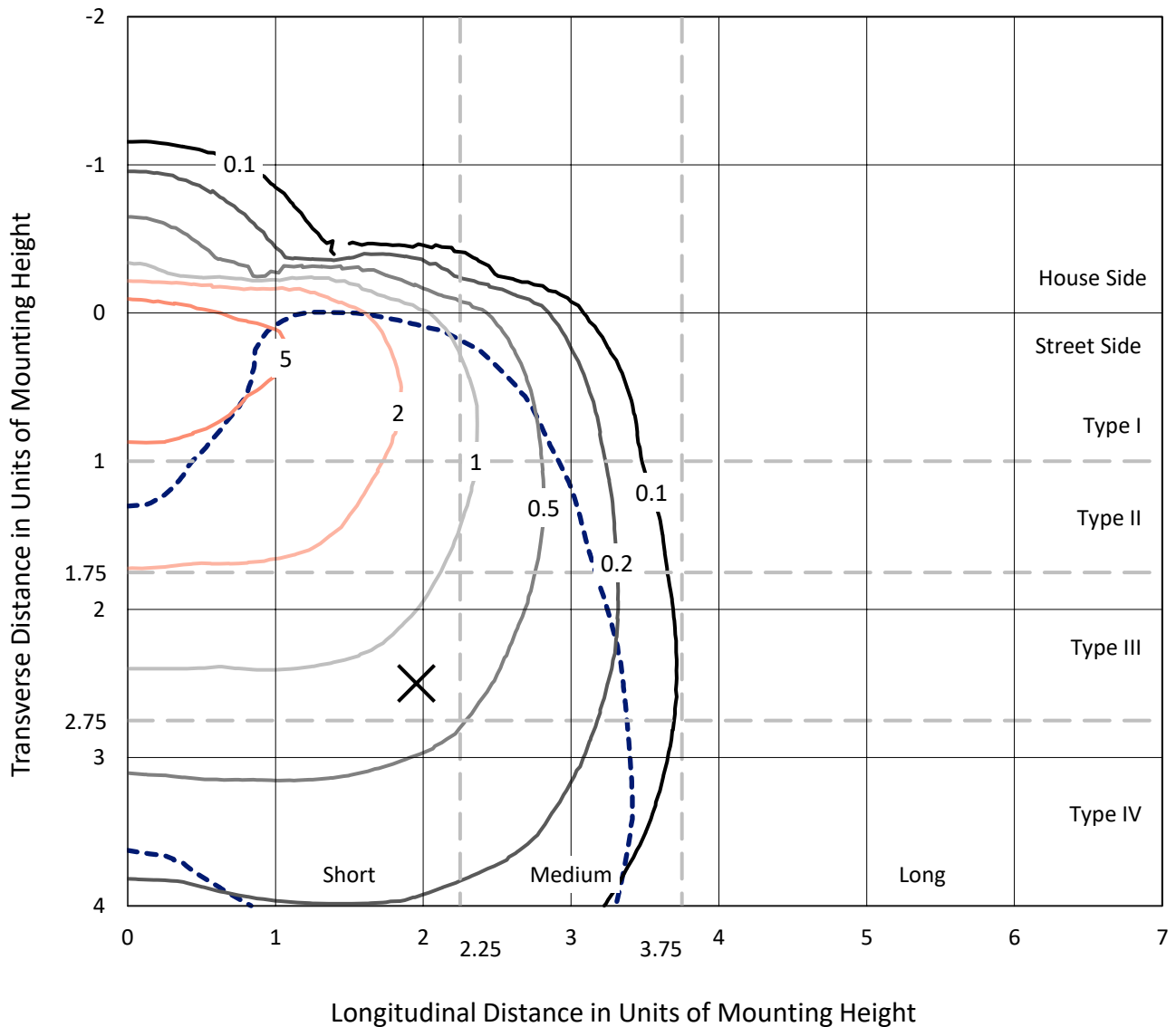
Lumens per Lamp: N/A
Luminaire Lumens: 9423.4 lumens
Efficiency: N/A
Efficacy: 116.6 lumens/watt
Luminous Opening: Rectangular (W 1' x L: 1' x H: 0')
IES Classification: Type IV - Short
BUG Rating: B1 - U0 - G2

Input Watts (W): 80.8
Input Voltage (V): 120
Input Current (Ain): NR
Voltage Rise (V): NR
Power Factor: NR
Total Harmonic Distortion (THDi): NR
Frequency (hertz): 60
Stabilization Time: NR
Operation Time: NR
Ambient Temperature (°C): NR
Test Distance: 25 FT

REPORT NUMBER: P674002
 CATALOG NUMBER: CCP-SA-2D-750-U-SL4-HSS

Iso-Footcandle Lines of Horizontal Illumination

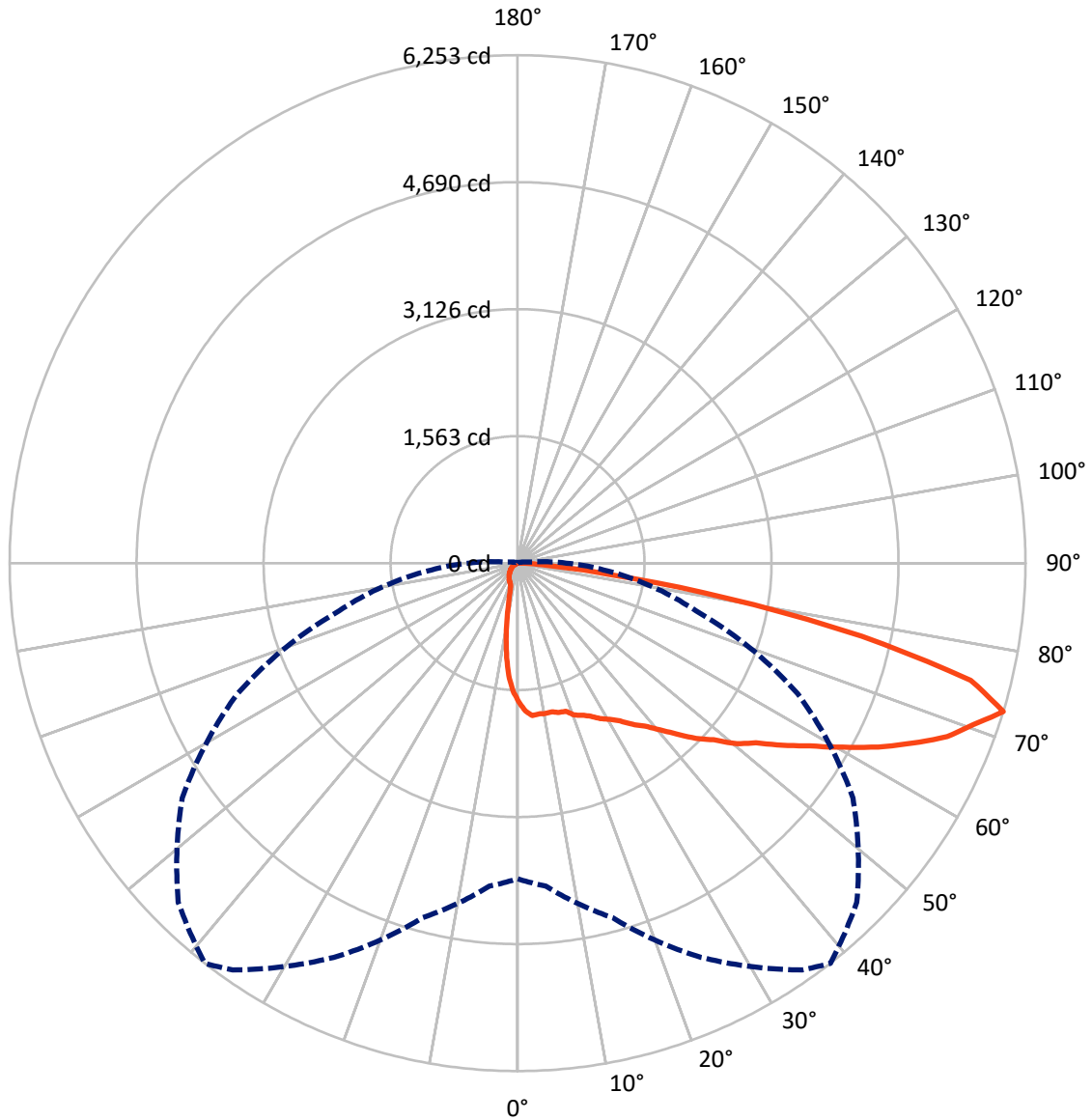
× Max cd
 - - - 1/2 Max cd



Based on 15 foot mounting height. Maximum calculated value = 8.2 fc
 Type IV - Short - N/A

REPORT NUMBER: P674002
CATALOG NUMBER: CCP-SA-2D-750-U-SL4-HSS

Luminous Intensity Polar Plot



— Vertical Plane Through 38-Deg Lateral - - - Horizontal Cone Through 72.5-Deg Vertical

REPORT NUMBER: P674002

CATALOG NUMBER: CCP-SA-2D-750-U-SL4-HSS

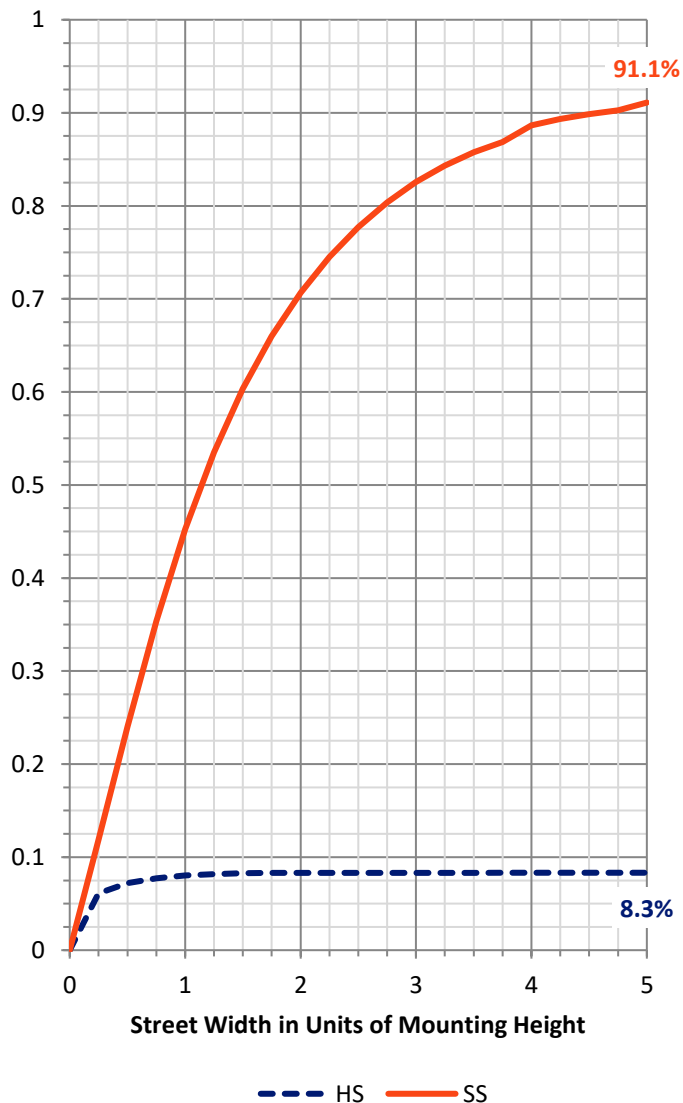
FLUX DISTRIBUTION:

		Downward	Upward	Total
House Side	Lumens	789.2	0.0	789.2
	% Fixture	8.4	0.0	8.4
Street Side	Lumens	8634.2	0.0	8634.2
	% Fixture	91.6	0.0	91.6
Total	Lumens	9423.4	0.0	9423.4
	% Fixture	100.0	0.0	100.0

Coefficient of Utilization

ZONAL LUMENS:

Zone	Lumens	% Fixture
0°-10°	149.1	1.6
10°-20°	365.2	3.9
20°-30°	585.5	6.2
30°-40°	883.9	9.4
40°-50°	1345.3	14.3
50°-60°	1894.0	20.1
60°-70°	2313.5	24.6
70°-80°	1679.9	17.8
80°-90°	206.9	2.2
90°-100°	0.0	0.0
100°-110°	0.0	0.0
110°-120°	0.0	0.0
120°-130°	0.0	0.0
130°-140°	0.0	0.0
140°-150°	0.0	0.0
150°-160°	0.0	0.0
160°-170°	0.0	0.0
170°-180°	0.0	0.0
0°-90°	9423.4	100.0
0°-180°	9423.4	100.0



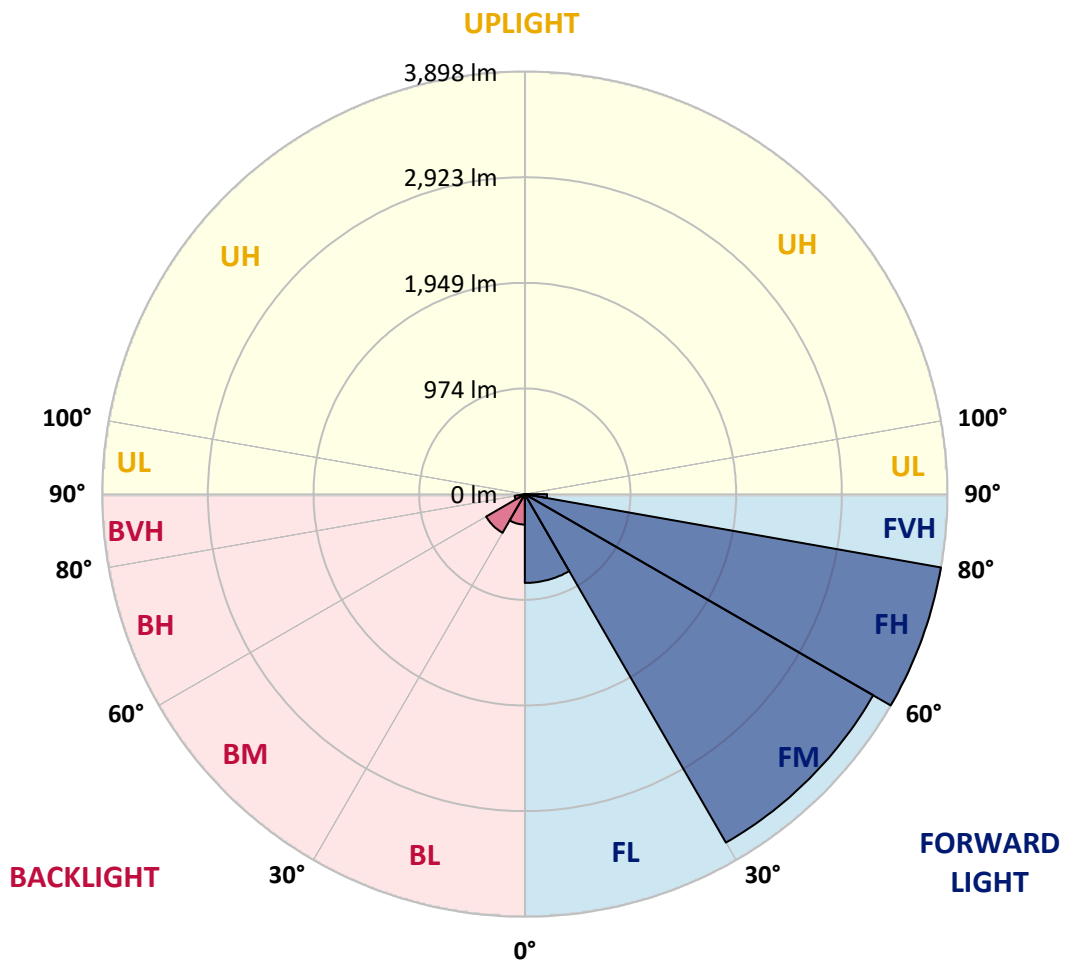
REPORT NUMBER: P674002
 CATALOG NUMBER: CCP-SA-2D-750-U-SL4-HSS

LUMINAIRE CLASSIFICATION SYSTEM LUMEN TABLE AND BUG RATING:

Zone	Lumens	% Fixture	Zone Rating/Lumen Limit		
			B	U	G
FL (0°-30°)	819.6	8.7			
FM (30°-60°)	3711.0	39.4			
FH (60°-80°)	3897.8	41.4			G2/5000
FVH (80°-90°)	205.8	2.2			G2/225
BL (0°-30°)	280.2	3.0	B1/500		
BM (30°-60°)	412.3	4.4	B1/1000		
BH (60°-80°)	95.7	1.0	B0/110		G0/110
BVH (80°-90°)	1.1	0.0			G0/10
UL (90°-100°)	0.0	0.0		U0/0	
UH (100°-180°)	0.0	0.0		U0/0	

BUG Rating: B1-U0-G2

Type IV Short





REPORT NUMBER: P674002

CATALOG NUMBER: CCP-SA-2D-750-U-SL4-HSS

CANDELA DISTRIBUTION (FULL):

	0°	5°	15°	25°	35°	38°	45°	55°	65°	75°	85°
0°	1704.1	1704.1	1704.1	1704.1	1704.1	1704.1	1704.1	1704.1	1704.1	1704.1	1704.1
2.5°	1872.1	1872.1	1889.8	1872.1	1865.5	1823.5	1825.7	1803.6	1781.5	1750.5	1721.8
5°	1894.2	1909.7	1920.7	1905.3	1881.0	1885.4	1900.8	1858.8	1799.2	1761.6	1697.5
7.5°	1885.4	1918.5	1909.7	1900.8	1885.4	1874.3	1852.2	1834.5	1805.8	1770.4	1695.3
10°	1878.7	1889.8	1892.0	1885.4	1852.2	1883.2	1858.8	1830.1	1794.8	1752.8	1659.9
12.5°	1854.4	1854.4	1874.3	1858.8	1863.3	1878.7	1867.7	1861.1	1823.5	1788.1	1706.3
15°	1827.9	1836.7	1867.7	1892.0	1914.1	1907.5	1900.8	1881.0	1847.8	1808.0	1721.8
17.5°	1834.5	1839.0	1887.6	1931.8	1920.7	1916.3	1951.7	1909.7	1876.5	1832.3	1735.1
20°	1858.8	1872.1	1927.4	1984.8	1995.9	1995.9	1982.6	1958.3	1911.9	1852.2	1759.4
22.5°	1883.2	1887.6	1978.2	2051.1	2062.2	2033.5	2044.5	1973.8	1929.6	1896.4	1783.7
25°	1976.0	1967.2	2064.4	2121.9	2115.2	2086.5	2075.5	2013.6	1995.9	1936.2	1836.7
27.5°	2102.0	2064.4	2159.4	2194.8	2159.4	2168.3	2137.3	2071.0	2033.5	1998.1	1861.1
30°	2179.3	2201.4	2252.3	2287.6	2228.0	2230.2	2214.7	2141.8	2084.3	2093.1	1942.8
32.5°	2298.7	2314.2	2351.7	2367.2	2320.8	2316.4	2300.9	2243.4	2201.4	2192.6	2053.4
35°	2426.9	2455.6	2457.8	2462.3	2420.3	2437.9	2415.8	2334.1	2356.2	2371.6	2186.0
37.5°	2552.9	2526.4	2570.6	2590.5	2544.0	2544.0	2550.7	2495.4	2535.2	2581.6	2373.8
40°	2601.5	2612.6	2689.9	2674.4	2729.7	2696.5	2720.9	2707.6	2740.8	2846.8	2639.1
42.5°	2652.3	2665.6	2769.5	2798.2	2864.5	2875.6	2910.9	2913.2	3010.4	3185.0	2893.3
45°	2749.6	2727.5	2868.9	2939.7	3048.0	3078.9	3120.9	3156.3	3308.8	3514.4	3182.8
47.5°	2838.0	2807.1	2968.4	3109.9	3242.5	3249.1	3364.1	3401.6	3582.9	3817.2	3470.1
50°	2961.8	2972.8	3041.4	3284.5	3419.3	3496.7	3576.2	3700.0	3901.2	4150.9	3677.9
52.5°	3090.0	3078.9	3193.9	3432.6	3644.8	3673.5	3852.5	3991.8	4210.6	4398.5	3770.7
55°	3246.9	3260.2	3304.4	3618.2	3887.9	3956.4	4157.5	4303.4	4542.1	4504.6	3801.7
57.5°	3403.8	3390.6	3490.0	3826.0	4192.9	4243.7	4511.2	4597.4	4758.7	4575.3	3724.3
60°	3558.6	3582.9	3624.9	4060.3	4526.7	4601.8	4814.0	4858.2	4893.6	4608.4	3664.7
62.5°	3735.4	3677.9	3808.3	4307.8	4827.3	4984.2	5152.2	4977.6	4946.6	4548.8	3527.6
65°	3823.8	3841.5	4011.7	4590.8	5227.3	5342.3	5364.4	5138.9	4979.8	4416.1	3399.4
67.5°	3960.8	3985.1	4201.8	4880.3	5638.4	5702.5	5623.0	5284.8	4951.0	4243.7	2937.5
70°	3978.5	4038.2	4455.9	5183.1	5897.0	5952.3	5890.4	5382.0	4719.0	3565.2	2174.9
72.5°	3885.7	3991.8	4517.8	5355.5	6113.6	6252.9	5905.9	5039.4	3803.9	2274.4	1114.0
75°	2935.3	3023.7	4135.4	5099.1	5729.1	5762.2	5185.3	3845.9	2166.1	775.8	285.1
77.5°	1520.7	1673.2	2760.6	3896.7	4365.3	4329.9	3609.4	2265.5	744.9	203.3	114.9
80°	873.1	910.6	1206.8	2188.2	2745.2	2610.3	1995.9	976.9	327.1	101.7	75.1
82.5°	431.0	484.1	649.8	979.2	1372.6	1129.5	749.3	585.7	183.5	55.3	66.3
85°	92.8	97.3	331.5	468.6	557.0	366.9	256.4	492.9	66.3	33.2	64.1
87.5°	66.3	64.1	92.8	210.0	154.7	95.0	152.5	258.6	15.5	15.5	13.3
90°	0.0	0.0	0.0	0.0	0.0	0.0	0.0	0.0	0.0	0.0	0.0



REPORT NUMBER: P674002
 CATALOG NUMBER: CCP-SA-2D-750-U-SL4-HSS

CANDELA DISTRIBUTION (continued):

	90°	95°	105°	115°	125°	135°	145°	155°	165°	175°	180°
0°	1704.1	1704.1	1704.1	1704.1	1704.1	1704.1	1704.1	1704.1	1704.1	1704.1	1704.1
2.5°	1704.1	1684.2	1662.1	1620.1	1609.1	1602.5	1564.9	1562.7	1556.0	1540.6	1533.9
5°	1657.7	1624.6	1582.6	1538.4	1503.0	1438.9	1361.5	1321.8	1273.1	1275.3	1259.9
7.5°	1651.1	1589.2	1529.5	1436.7	1324.0	1204.6	1085.2	1007.9	952.6	919.5	926.1
10°	1620.1	1573.7	1476.5	1304.1	1122.8	941.6	789.1	674.1	607.8	557.0	572.5
12.5°	1633.4	1542.8	1405.7	1175.9	917.3	694.0	503.9	393.4	344.8	327.1	331.5
15°	1624.6	1542.8	1363.7	1036.6	720.6	470.8	327.1	291.8	282.9	282.9	278.5
17.5°	1651.1	1560.5	1293.0	899.6	517.2	313.9	280.7	274.1	267.4	267.4	267.4
20°	1688.7	1569.3	1244.4	747.1	364.7	276.3	263.0	258.6	256.4	256.4	254.2
22.5°	1690.9	1560.5	1153.8	579.1	280.7	260.8	249.8	247.6	247.6	243.1	243.1
25°	1704.1	1569.3	1056.5	435.4	260.8	245.3	236.5	234.3	236.5	234.3	232.1
27.5°	1737.3	1584.8	959.3	318.3	245.3	232.1	225.4	223.2	223.2	223.2	218.8
30°	1779.3	1584.8	851.0	263.0	232.1	218.8	212.2	210.0	207.8	207.8	207.8
32.5°	1867.7	1635.6	718.3	234.3	214.4	203.3	196.7	196.7	194.5	194.5	192.3
35°	1978.2	1671.0	583.5	216.6	198.9	187.9	181.2	181.2	179.0	179.0	176.8
37.5°	2115.2	1759.4	446.5	203.3	183.5	172.4	165.8	165.8	165.8	163.6	163.6
40°	2309.7	1850.0	331.5	185.7	168.0	156.9	152.5	150.3	148.1	148.1	143.7
42.5°	2517.5	1989.3	247.6	172.4	154.7	145.9	139.2	132.6	132.6	126.0	126.0
45°	2743.0	2110.8	201.1	156.9	141.5	130.4	123.8	119.4	112.7	108.3	108.3
47.5°	2964.0	2186.0	176.8	139.2	128.2	119.4	112.7	103.9	95.0	92.8	90.6
50°	3143.0	2208.1	156.9	126.0	117.1	108.3	99.5	88.4	79.6	75.1	72.9
52.5°	3143.0	2086.5	141.5	112.7	106.1	97.3	86.2	72.9	61.9	57.5	55.3
55°	3143.0	1894.2	126.0	103.9	95.0	88.4	72.9	59.7	48.6	42.0	39.8
57.5°	3096.6	1662.1	112.7	92.8	84.0	75.1	61.9	46.4	35.4	28.7	28.7
60°	2968.4	1419.0	97.3	81.8	72.9	61.9	48.6	33.2	22.1	15.5	15.5
62.5°	2804.9	1129.5	84.0	68.5	59.7	50.8	37.6	22.1	8.8	4.4	4.4
65°	2519.7	833.3	72.9	57.5	46.4	37.6	24.3	8.8	0.0	0.0	0.0
67.5°	2079.9	557.0	57.5	46.4	39.8	26.5	15.5	2.2	0.0	0.0	0.0
70°	1463.2	316.1	44.2	33.2	28.7	17.7	4.4	0.0	0.0	0.0	0.0
72.5°	601.2	139.2	30.9	24.3	19.9	8.8	0.0	0.0	0.0	0.0	0.0
75°	163.6	61.9	19.9	13.3	11.1	2.2	0.0	0.0	0.0	0.0	0.0
77.5°	95.0	42.0	8.8	4.4	4.4	0.0	0.0	0.0	0.0	0.0	0.0
80°	75.1	19.9	4.4	2.2	0.0	0.0	0.0	0.0	0.0	0.0	0.0
82.5°	75.1	11.1	2.2	0.0	0.0	0.0	0.0	0.0	0.0	0.0	0.0
85°	64.1	4.4	0.0	0.0	0.0	0.0	0.0	0.0	0.0	0.0	0.0
87.5°	8.8	0.0	0.0	0.0	0.0	0.0	0.0	0.0	0.0	0.0	0.0
90°	0.0	0.0	0.0	0.0	0.0	0.0	0.0	0.0	0.0	0.0	0.0

(END OF REPORT)